



XY stage for stereo microscopes

suitable for 5804000 / 5808100

Art. No. 5942680



DE Visit our website using the QR code or web link below to find available instruction manuals, additional information or software for this product.

FR Visitez notre site Web en utilisant le code QR ou le lien Web ci-dessous pour trouver les manuels d'instructions disponibles, des informations supplémentaires ou des logiciels pour ce produit.

NL Bezoek onze website met behulp van de onderstaande QR-code of weblink om beschikbare handleidingen, aanvullende informatie of software voor dit product te vinden.

ES Visite nuestro sitio web utilizando el código QR o el enlace web a continuación para encontrar manuales de instrucciones disponibles, información adicional o software para este producto.

IT Visita il nostro sito web utilizzando il codice QR o il collegamento web qui sotto per trovare manuali di istruzioni disponibili, informazioni aggiuntive o software per questo prodotto.



www.bresser.de/P5942680



GARANTIE · WARRANTY · GARANTÍA · GARANZIA



www.bresser.de/warranty_terms

RECYCLAGE (TRIMAN/FRANCE)

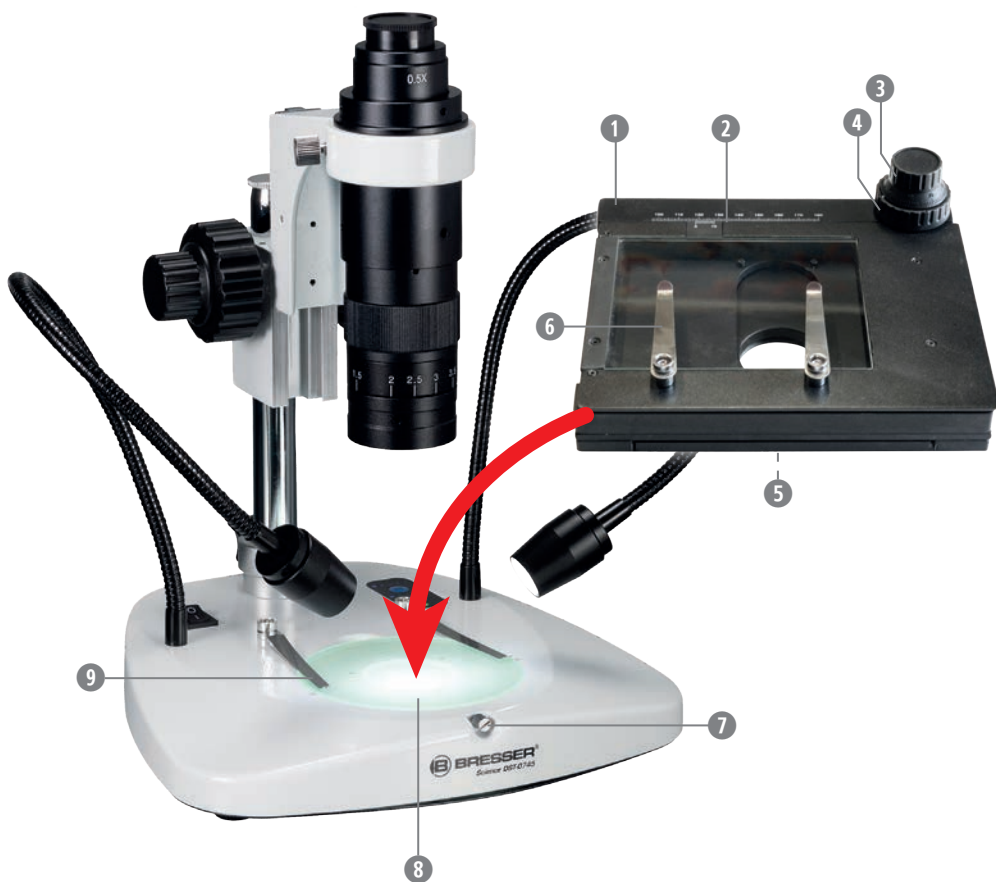


Points de collecte sur www.quefairede mesdechets.fr
Privilégiez la réparation ou le don de votre appareil !

FIG. 1



FIG. 2



Inhaltsverzeichnis

Impressum	5
Gültigkeitshinweis	5
Über diese Anleitung	5
Allgemeine	
Sicherheitshinweise	6
Lieferumfang	6
Teileübersicht	6
Montage & Verwendung	6
Reinigung	6
Lagerung	7
Technische Daten	7
Entsorgung	7
Garantie	7

IMPRINT

Bresser GmbH
Gutenbergstr. 2
46414 Rhede
Germany
www.bresser.de

In the event of any warranty claims or service enquiries, please refer to the information on “Warranty” and “Service” in this documentation. Please understand that we are unable to process unsolicited returns.

Subject to errors and technical changes.

© 2025 Bresser GmbH
All rights reserved.

Reproduction of this documentation, in whole or in part, in any form (e.g., photocopy, print) or use and distribution via electronic means (e.g., image file, website) is prohibited without prior written consent from the manufacturer.

The designations and brand names used in this documentation are generally protected under trademark, brand, and/or patent law in Germany, the European Union, and/or other countries.

VALIDITY NOTICE

This documentation is valid for the product with the following article number:

5942680

Manual version: 0125

Designation:

Manual_5942680_XY-Stage-stereo-microscopes_en_BRESSER_v012025a

In case of enquiries, please provide this information.

ABOUT THIS MANUAL

This instruction manual is to be considered part of the device.

Read the general safety instructions and the instruction manual carefully before using the XY stage. Keep this instruction manual in a safe place for future reference. If the device is sold or passed on, the instruction manual must be handed over to the new owner/user of the product.

The use of the product described in this instruction manual is only possible with a suitable additional microscope, which is not included in the scope of delivery.

Depending on the model, illustrations may differ from the actual product parts. This applies in particular to the additionally required microscope. However, the basic function is the same for all product variants.

GENERAL SAFETY INSTRUCTIONS

⚠ RISK OF INJURY!

Do not use in the presence of children or animals. Keep out of reach of children and animals.

The XY stage contains moving parts. Handle the XY stage with care! Improper handling may result in body parts being crushed!

⚠ RISK OF MATERIAL DAMAGE!

Only assemble and use the XY stage as described in the instruction manual.

Only use this product in combination with the specified microscopes!

The manufacturer assumes no liability for damage to this or other equipment used for the function, which can be attributed to incorrect and/or improper assembly and/or use!

SCOPE OF DELIVERY (Fig. 1)

XY stage (A)

PARTS OVERVIEW (Fig. 2)

- 1 XY stage
- 2 Vernier scale
- 3 Adjustment wheel forward/backward
- 4 Adjustment wheel right/left
- 5 Flange (bottom side)
- 6 Object clamps (XY stage)
- 7 Screw for fixing the object plate
- 8 Object plate
- 9 Object clamps microscope*

NOTE:

This XY stage is compatible with microscopes equipped with an object plate with a diameter of 95 mm.

ASSEMBLY

1. Remove the existing object clamps (9) from the microscope.
2. Remove the object plate (8). This is usually secured with a knurled or grub screw (7), which must first be loosened.
3. Insert the flange (5) of the XY stage into the recess for the object plate and retighten the knurled/grub screw.

NOTES:

Knurled screws can usually be tightened with a slotted screwdriver.

The flange is not centric. Depending on the microscope's design, the XY stage may need to be rotated by 180°. In this case, the adjustment wheels (3+4) are at the bottom left, and the vernier (2) is upside down.

The object movement is carried out using the coaxial adjustment wheels (3+4). If necessary, it can be fixed with the two object clamps (6).

The XY stage is translucent. Therefore, it can also be used for transmitted light observations.

*Microscope not included in the scope of delivery

CLEANING

Clean the XY stage externally with a soft, lint-free cloth.

Do not use aggressive cleaning fluids or abrasive cleaning utensils.

STORAGE

Protect the XY stage from dust and moisture!

Store it at room temperature in the original packaging in a dry and dust-free place if you do not use it for an extended period!

TECHNICAL DATA

XY stage usable for the following stereo microscopes:

- BRESSER Advanced ICD 10x-160x (Art.-No. 5804000)
- BRESSER DST-0745 (Art.-No. 5808100)
- Similar or identical microscopes with an illumination shaft diameter of 95 mm

Dimensions (LxWxH):

180 x 155 x 61 mm


Height (above object stage): 26 mm

Weight: 1500 g

Max. Movement range:

165 x 65 mm (depending on the size of the microscope)

DISPOSAL

 Dispose of packaging materials separately according to type. For information on proper disposal, please contact your local waste disposal service or environmental authority.

WARRANTY

The regular warranty period is 2 years and starts on the day of purchase. You can view the full warranty terms as well as information on warranty extension and services at www.bresser.de/warranty_terms.



www.bresser.de/warranty_terms

Service

DE AT CH BE

Bei Fragen zum Produkt und eventuellen Reklamationen nehmen Sie bitte zunächst mit dem Service-Center Kontakt auf, vorzugsweise per E-Mail.

E-Mail: service@bresser.de
Telefon*: +49 28 72 80 74 350

BRESSER GmbH

Kundenservice
Gutenbergstr. 2
46414 Rhede
Deutschland

*Lokale Rufnummer in Deutschland (Die Höhe der Gebühren je Telefonat ist abhängig vom Tarif Ihres Telefonanbieters); Anrufe aus dem Ausland sind mit höheren Kosten verbunden.

GB IE

Please contact the service centre first for any questions regarding the product or claims, preferably by e-mail.

E-Mail: service@bresseruk.com
Telephone*: +44 1342 837 098

BRESSER UK Ltd.

Suite 3G, Eden House
Enterprise Way
Edenbridge, Kent TN8 6HF
Great Britain

*Number charged at local rates in the UK (the amount you will be charged per phone call will depend on the tariff of your phone provider); calls from abroad will involve higher costs.

FR BE

Si vous avez des questions concernant ce produit ou en cas de réclamations, veuillez prendre contact avec notre centre de services (de préférence via e-mail).

E-Mail: sav@bresser.fr
Téléphone**: 00 800 6343 7000

BRESSER France SARL

Pôle d'Activités de Nicopolis
314 Avenue des Chênes Verts
83170 Brignoles
France

**Appel gratuit depuis la France ou la Belgique.

NL BE

Als u met betrekking tot het product vragen of eventuele klachten heeft kunt u contact opnemen met het service centrum (bij voorkeur per e-mail).

E-Mail: info@bresserbenelux.nl
Telefoon*: +31 528 23 24 76

BRESSER Benelux

Smirnofstraat 8
7903 AX Hooogeveen
The Netherlands

*Het telefoonnummer wordt in het Nederland tegen lokaal tarief in rekening gebracht. Het bedrag dat u per gesprek in rekening gebracht zal worden, is afhankelijk van het tarief van uw telefoon provider; gesprekken vanuit het buitenland zullen hogere kosten met zich meebrengen.

ES PT


Si desea formular alguna pregunta sobre el producto o alguna eventual reclamación, le rogamos que se ponga en contacto con el centro de servicio técnico (de preferencia por e-mail).


E-Mail: servicio.iberia@bresser-iberia.es
Teléfono*: +34 91 67972 69


BRESSER Iberia SLU

c/Valdemorillo,1 Nave B
P.I. Ventorro del Cano
28925 Alcorcón Madrid
España

*Número local de España (el importe de cada llamada telefónica dependen de las tarifas de los distribuidores); Las llamadas des del extranjero están ligadas a costes suplementarios.







Bresser GmbH
Gutenbergstr. 2
46414 Rhede · Germany
www.bresser.de

   @BresserEurope



Bresser UK Ltd.
Suite 3G, Eden House
Enterprise Way
Edenbridge, Kent TN8 6HF
Great Britain